

The background features a light blue gradient with several large, semi-transparent icons: a globe, a leaf, a circular arrow, a stylized 'E', a pencil, and a circular arrow. Overlaid on this are white circuit-like lines with circular nodes.

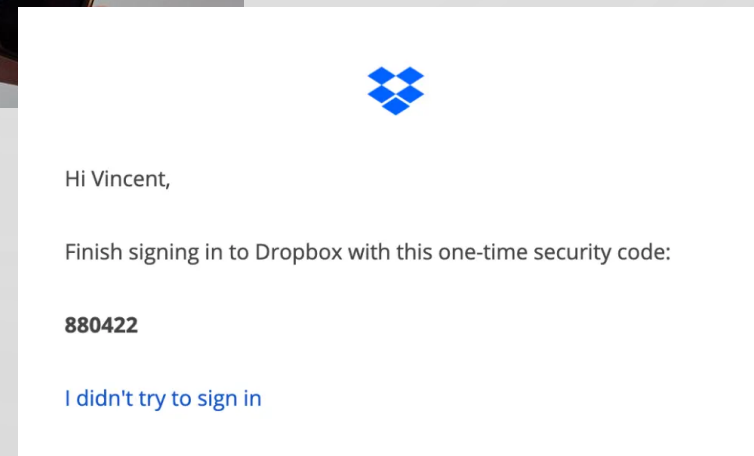
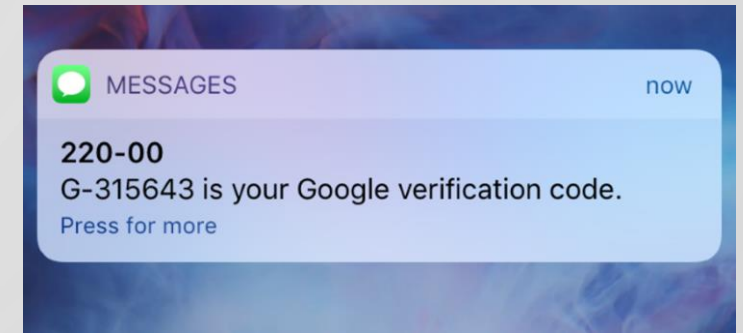
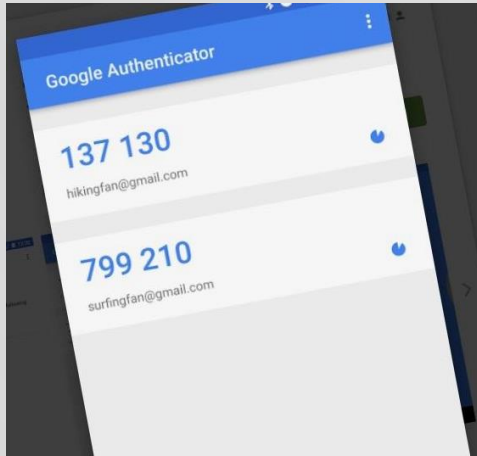
# SECOND FACTOR AUTHENTICATION

(2FA)

# SECOND FACTOR AUTHENTICATION (2FA)

First Factor - Your Username and Password

Second Factor, Something you have



# MICROSOFT ACCOUNT

Are you using a Microsoft Account?

Settings – Accounts

Your info



@outlook.com

Administrator

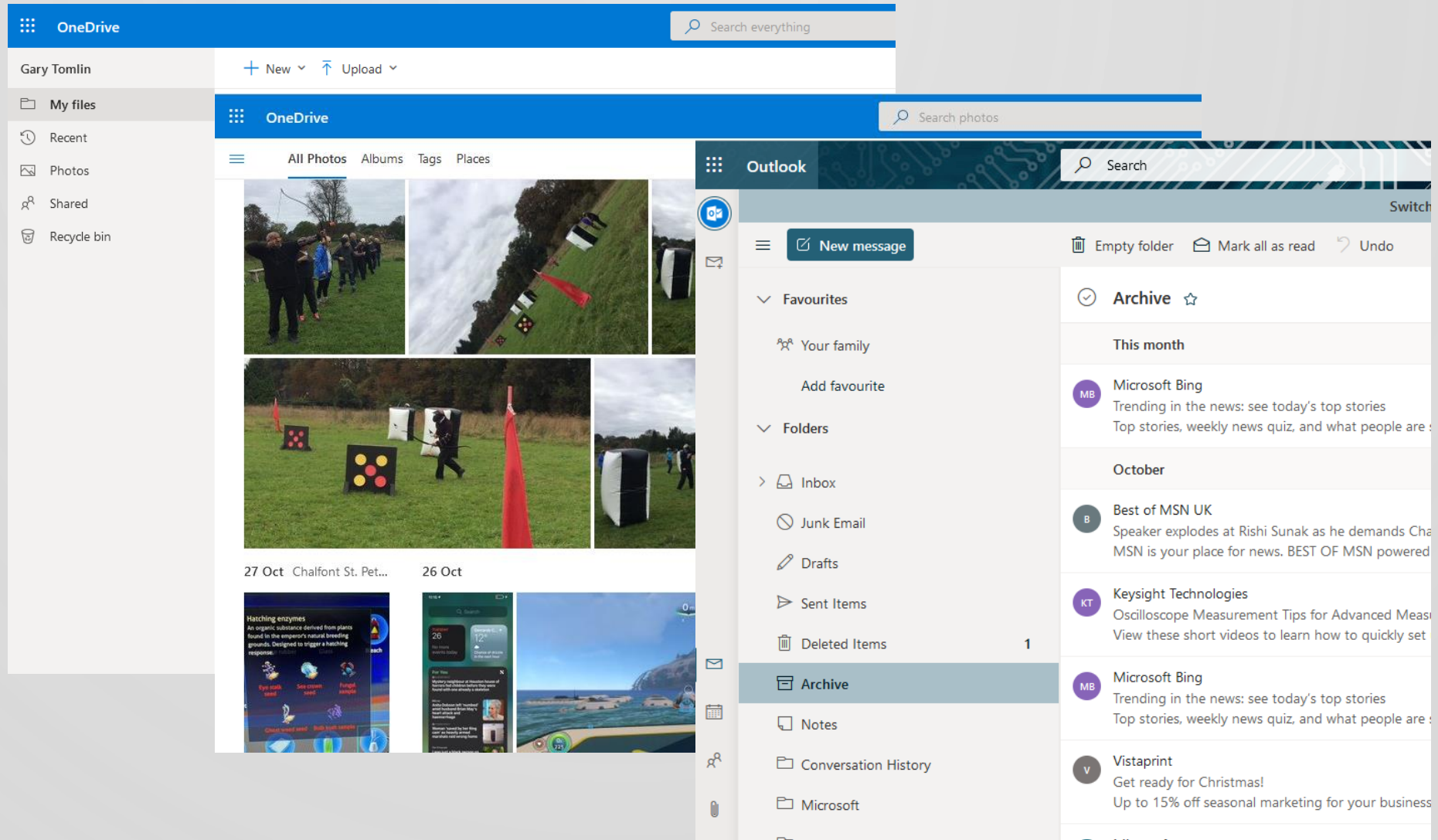
Billing info, family settings, subscriptions, security settings and more

[Manage my Microsoft account](#)

And are you using OneDrive to store your data?

# MICROSOFT ACCOUNT

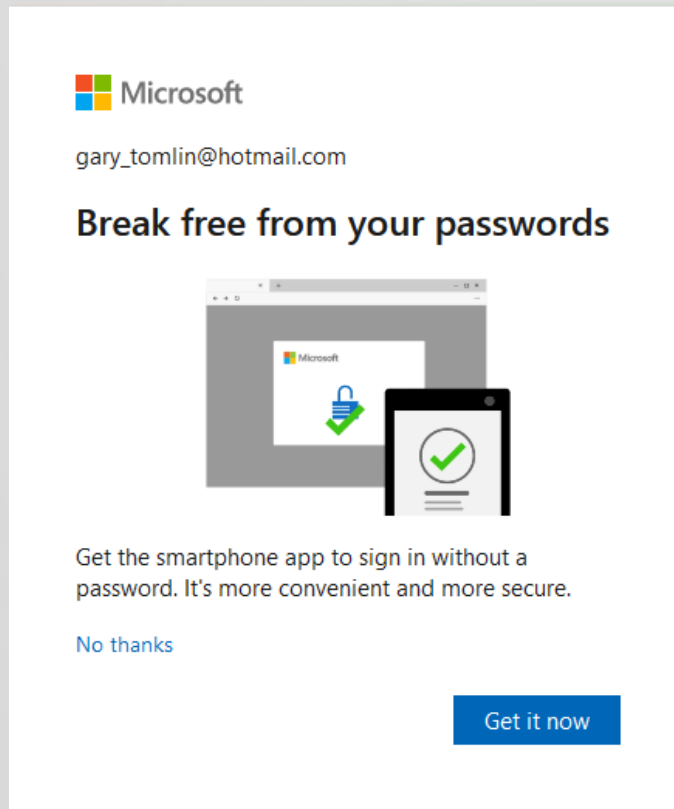
Your Microsoft Account has access to your following online services



# MICROSOFT ACCOUNT

To check your account and enable 2fa navigate to

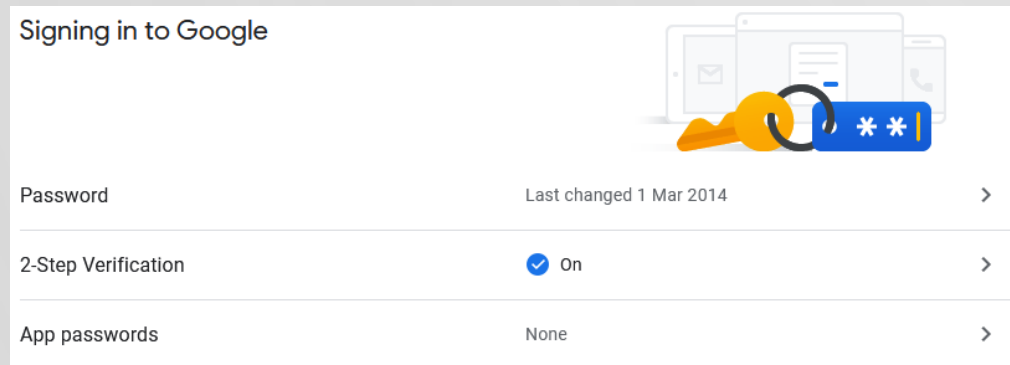
<https://account.microsoft.com/security/>



- Go to the Security basics page and sign in with your Microsoft account.
- Select **More security options**.
- Under **Two-step verification**, choose **Set up two-step verification** to turn it on.
- Follow the instructions.

# GOOGLE ACCOUNT

To check your account and enable 2fa navigate to  
**<https://myaccount.google.com/>**



1. Log in to your Google account on myaccount.google.com on your computer
2. Click the Security tab on the left
3. Click 2-Step Verification
4. Click Get Started
5. Enter your Google password to confirm it's you
6. Click Try It Now

# QUESTIONS?

- Is 2FA Secure?
- Do I have to use 2FA?
- What happens if I loose my phone / tablet?
- Can I enable this for Facebook, Instagram, PayPal, etc
- Is this the same as two-step verification?
- What if I receive an authorization code that I didn't request?
- Are security questions the same as 2FA?